



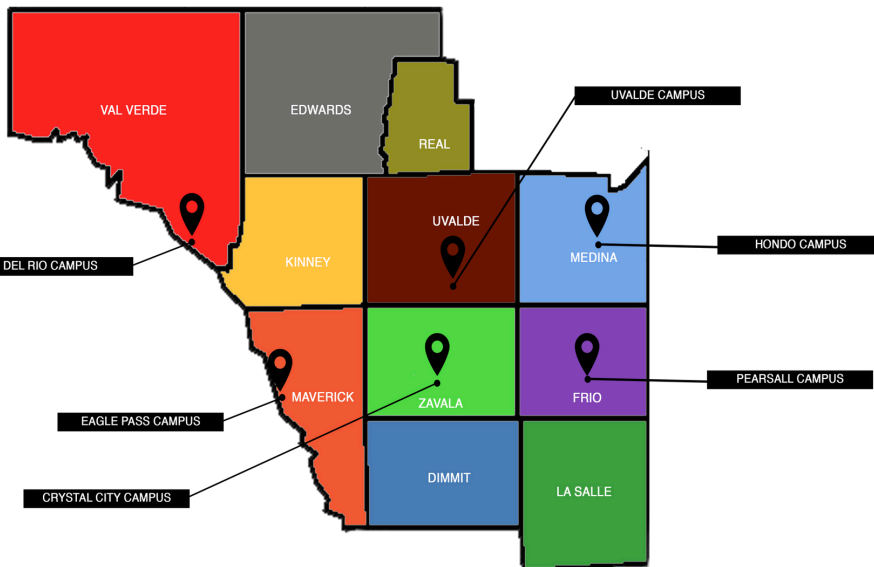
SOUTHWEST
TEXAS★COLLEGE

SWTX

QUICK FACTS

6 CAMPUSES

11 Counties



TECHNICAL PROGRAMS

Air Conditioning & Refrigeration Technology
Automotive Technology
Aircraft General Maintenance
Airframe Mechanics
Business Management
Business Office Technology
Computer Information Systems
Construction Science
Cosmetology
Criminal Justice
Cybersecurity
Diesel Technology
Early Childhood Studies
Emergency Medical Services
Law Enforcement Academy
Lineman Training
Management
Patient Care Technician
Radiologic Technology
Registered Nursing
Surgical Technology
Vocational Nursing
Welding Technology
Wildlife Management

ACADEMIC PROGRAMS

Associates of Arts - General Studies
Associate of Arts - Teaching
Associate of Science - Engineering
Science

Fields of Study


Biology || Business Administration
Communication || Criminal Justice
Education || English & Literature
History || Political Science
Psychology || Sociology

WORKFORCE EDUCATION

Computer Course
Health Care Careers
Heavy Equipment Training
Professional Development
Professional Truck Driving School

ADULT EDUCATION & LITERACY

ESL Classes
GED Classes
US
Citizenship
Find a Career



**HEADCOUNT BY
CAMPUS**

7,742

TOTAL STUDENTS

| Location | Students | Percent |
|-------------------------------|-------------|---------|
| Uvalde | 765 | 10% |
| Crystal City, Hondo, Pearsall | 202 | 3% |
| Del Rio | 565 | 7% |
| Eagle Pass | 1035 | 13% |
| Intermet | 1583 | 20% |
| Other Locations | 3592 | 46% |
| Total | 7742 | |



**DEGREES &
CERTIFICATES AWARDED**

1,890

| Award Type | Number | Percent |
|-------------------------------|-------------|---------|
| Academic (AA, AS) | 558 | 25% |
| Technical (AAS) | 110 | 5% |
| Certificate (Cert 1 & Cert 2) | 718 | 32% |
| Core Curriculum Completion | 560 | 25% |
| Field of Study | 70 | 3% |
| Occupational Skills Award | 212 | 10% |
| Total | 2228 | |

GET IN TOUCH



830-278-4401




swtxc.edu



OUR STUDENTS

| | | |
|-----------------------------------|------|------|
| Total Headcount | 7742 | 100% |
| Enrollment Status | | |
| Part-Time | 3135 | 40% |
| Full-Time | 1116 | 14% |
| Dual Credit Students | 3555 | 46% |
| Average Enrolled Hours | | |
| Per Student | 9.7 | |
| Average Age | | |
| | 20 | |
| Gender | | |
| Female | 4571 | 59% |
| Male | 3170 | 41% |
| Ethnicity | | |
| Hispanic | 6908 | 89% |
| White Non-Hispanic | 560 | 7% |
| Black, Non-Hispanic | 63 | 1% |
| Other | 211 | 3% |
| Tuition Status | | |
| In-District | 1623 | 21% |
| Out-of-District | 6010 | 78% |
| Non-Resident | 111 | 1% |
| Basis of Admission | | |
| First Time In College | 1268 | 16% |
| Continuing Student | 6350 | 82% |
| Transfer Student | 124 | 2% |
| Development Education (DE) | | |
| Enrolled in DE | 1103 | 14% |
| Not Enrolled in DE | 6639 | 86% |



CLASSES BY MODE OF INSTRUCTION

1,890

SECTIONS

| Mode | Percent | Percent Enrolled |
|-----------------------------|-------------|------------------|
| Traditional | 60% | 51% |
| Interactive Video | 13% | 17% |
| Internet & VCT | 23% | 28% |
| Special/Linked | 4% | 4% |
| Hybrid | <1% | <1% |
| Total Class Sections | 1890 | |
| Total Enrollments | | 38239 |



FINANCIAL AID

| Type of Aid | Amount | Students Receiving Aid |
|---|---------------------|------------------------|
| Grants, Scholarships, & Other Gift Aids | \$15,240,970 | 2,661 |
| College Work-Study | 318,811 | 94 |
| Loans | \$891,496 | 164 |
| Totals | \$16,451,277 | 2919 |



FACULTY AND STAFF

| Type | Full-Time | Part-Time | Total |
|--------------|------------|------------|------------|
| Faculty | 126 | 54 | 180 |
| Staff | 241 | 106 | 347 |
| Total | 367 | 160 | 527 |

| Workforce Education | | |
|---|-----|--|
| Includes workforce continuing education, customized training, adult basic education, and leisure and fitness courses. | | |
| Total Class Sections | 297 | |
| Total Enrollments | 941 | |



SOUTHWEST TEXAS COLLEGE